



# PATIENT POSITIONING



## LATERAL HIP LEG SUPPORT

Radiographer designed.

Unimpeded cross-table lateral x-rays.


Raises & angles the unaffected limb comfortably in a 45° position, and gives unobstructed access from the hip to the patella, reducing superimposition of thigh soft tissue on the neck of femur.

Lacquered MDF guards against knocks, provides stability and is easy to wipe clean.

Facility for additional weighting using either a water bottle or sandbag

Size 47 x 23 x 46h cm - 4.7Kg

**ORDER CODE**    **LHLS**



## FISH TANK LEG SUPPORT

Designed as a more “infection control” friendly lateral leg support.

Rubber feet on the distal aspect to prevent slippage.

Strong PTEG design is less dense than perspex, creating less artefact.

Infection control friendly PU sling, that can be removed for cleaning and if necessary, replaced.

**ORDER CODE**    **FTLS**



## THE ANCHOR - LEG STABILISER

The Anchor Leg Stabiliser is a patient positioning device that allows the Radiographer to position the patient’s femur and out of the way for the central ray.

- The gripping power on the bottom of the M-700 increases as the pressure from the foot in the strap increases.
- Can be used not only for cross-table hips but cross-table knees and bi-lateral sunrise views of the patella.
- Perfect for bariatric patients.

**ORDER CODE**    **ALS**





## PATIENT STEP - SINGLE

Pictured on the left, the Single Patient Step now comes with attached handrail as standard.

Dimensions: 36w x 28d x 22½cm high; Handrail height is 87cm.

(Base Dimensions: 30½ x 41cm)

Safe recommended working load 120kgs / 18 stone.

ORDER CODE	Description
S103	Single Step



## PATIENT STEP - DOUBLE

Welded for stability

Low-slip treads.

Safe recommended working load 158kgs / 25 stone.

Optional Second hand rail available, call for details.

ORDER CODE	Description
S105	Double Step
S107D	Additional Handrail



## LATERAL FOOT IMAGING STEP - BASIC

Double hand-rails plus frontal crossbar means that patients feel much more secure during standing lateral foot examination.

Specially designed step height of 400mm ensures compatibility with most X-ray tubes.

Stable design tested to the requirements of EN14183 Stepstools.

Low-slip treads.

Easy to re-locate - just tilt & the step's castors then make contact with the floor for moving.

Closed cell foam lateral foot block (FP40L) included.

Depending on equipment configuration the step can also be used for standing AP & Lateral Ankles.



ORDER CODE	Description
LFIS	Lateral foot imaging Step
FP04	Lateral Foam Foot Block





## LATERAL FOOT IMAGING STEP - DELUXE

Deluxe version of the lateral imaging step with added features to make it suitable for a wider range of imaging procedures.

added features include:

- Stainless steel, easy clean construction.
- Radiolucent top step enabling you to shoot through for ankle alignment projections.
- Non slip steps.

Double hand-rails plus frontal crossbar means that patients feel much more secure during standing lateral foot examination.

Specially designed step height of 400mm ensures compatibility with most X-ray tubes.

Stable design tested to the requirements of EN14183 Stepstools.

Easy to re-locate - just tilt & the step's castors then make contact with the floor for moving.

Closed cell foam lateral foot block (FP40L) included.

Depending on equipment configuration the step can also be used for standing AP & Lateral Ankles.

ORDER CODE	Description
LFISD	Lateral foot imaging Step - Deluxe
FP04	Lateral Foam Foot Block



## SIMPLE UP® LIFT MACHINE

The Simple Up® allows you to lift your patient, easily and safely to the best height to make load-bearing x-rays of lower limbs and standing long legs Simple.

Simple Up® has a very low step up height helping you to prevent patients falls. It offers unrestricted patient movement, flexible patient positioning, is safe and improves ergonomics for staff.

ORDER CODE ?







## PERSPEX STANDING FOOT PLATE

Polished Perspex with rounded edges and non-slip feet for safety.

Can accommodate a wide range of cassettes and DR plates (please specify.)

Weight Limit: 200Kg

ORDER CODE	Description
GPFC354	To accommodate a 35 x 43 size plate
GPFC243	To accommodate a 24 x 30 size plate



## DELUXE STANDING FOOT PLATE

Polished Perspex with a polyester frame. this unit has non-slip rubber feet and a carry handle.

Can accommodate a wide range of cassettes and DR plates (please specify.)

Weight Limit: 200Kg

ORDER CODE	Description
GPFC354D	To accommodate a 35 x 43 size plate



## LATERAL KNEE BLOCK

Lateral Knee Block: Chamfered edges for comfort & ease of positioning.

Closed cell foam for easy cleaning.

Specify slot width for your CR/DR plate.

ORDER CODE	Description
FP39L	36 x 30 x 12



## LATERAL FOOT BLOCK

Lateral Foot Block: Chamfered edges for comfort & ease of positioning.

Closed cell foam for easy cleaning.

Specify slot width for your CR/DR plate.


ORDER CODE	Description
FP40L	36 x 30 x 10
FBL40	As above but in solid, radiolucent material.

## MOBILE CASSETTE HOLDER - X

Cassettes or cassette-sized image receptors can be positioned at any angle.

- A versatile holder with universal applications.
- Telescopic width adjustable from 24.5 cm to 53.5 cm.
- Not counterbalanced, but with easy height adjustment from floor level to 120 cm
- Ideal for routine lateral 'shoot-through' radiographs.
- Forward reach from column to cassette front: 36 cm.
- Accepts cassettes size image receptors up to 30 mm thick.


**ORDER CODE** CH05X



## MOBILE CASSTTE/DR PLATE HOLDER - Y

- Suitable for portable DR Panels and CR or film cassettes.
- Unlimited orientation for universal positioning possibilities.
- Telescopic width adjustable from 24.5 cm to 53.5 cm.
- Holds full leg/spine image receptors of any length.
- Not counterbalanced, but with easy height adjustment from floor level to 142 cm
- Overhangs table or trolley by up to 49 cm.
- Accepts image receptor/cassette up to 30 mm thick of any length.
- Heavy base and low centre of gravity gives added stability.

**ORDER CODE** CH05Y




## PLATE HOLDERS



### MOBILE DR PLATE HOLDER

Stable and compact design holds portable DR Panels and CR or film cassettes from 24 x 30 cm to 35 x 43 cm. Also holds full leg/spine image receptors of any length.

- Unlimited orientation for universal positioning possibilities.
- Telescopic width adjustable from 24.5 cm to 53.5 cm.
- Height adjustable from floor level to 129 cm.
- Counterbalance mechanism included for effortless raising or lowering.
- Overhangs table or trolley by up to 62 cm.
- Accepts cassettes and image receptors up to 30 mm thick.
- Large castors with roll and swivel locks ensure effortless movement.
- Castors are fitted with guards to prevent the pedestal running over cables.
- Heavy base and low centre of gravity gives added stability.



ORDER CODE	Description
CH05X67	Mobile Detector Holder, counterbalance load 6.7 kg
CH05X42	Mobile Detector Holder, counterbalance load 4.2 kg
CH05X25	Mobile Detector Holder, counterbalance load 2.5 kg



## PLATE HOLDERS



### PADDED CASSETTE BACKREST

For chest examinations.  
 Use behind patients when on trolleys/beds.  
 Helps obtain an erect position.  
 Fits any DR Plate, please specify.  
 Wipeable & removable Nylon outer covers.  
 2 handles for easy carrying/positioning.  
 Approx 150 angle 40 x 50 x 15cms

**ORDER CODE** PCBR



### THE TAYLOR-MILLS PADDED CASSETTE HOLDER

For use underneath patients.  
 Foam padded "envelope" to fit up to any plate/cassette.  
 Wipeable Nylon outer cover.  
 Other sizes can be manufactured to fit the larger DR plates.  
 Input by Alison Taylor (radiographer), to help create a more comfortable experience for elderly patients.  
 A donation to age UK will be made for each unit sold.

**ORDER CODE** PPCH



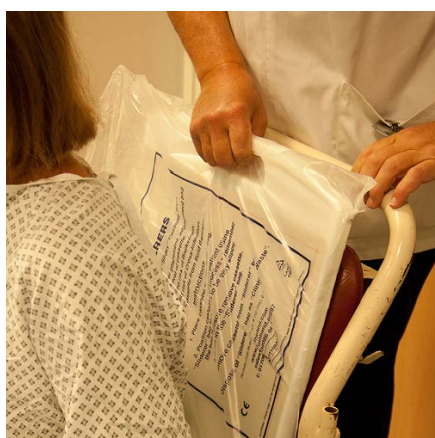
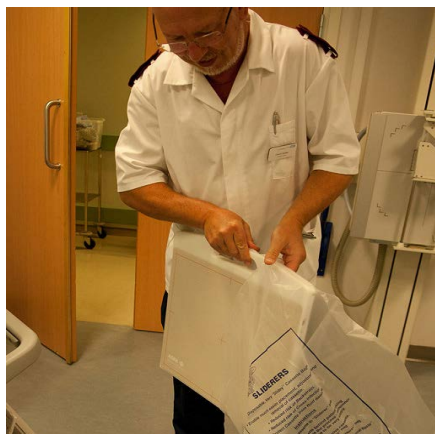
### TABLE TOP PLATE HOLDER

The table top plate holder allows positioning with ease.  
 Suitable for plates up to 35x43 in size.  
 Rotation function allows caudal and cephalic angles.

**ORDER CODE** DRB002



## PLATE HOLDERS



## SLIDERERS - DISPOSABLE CASSETTE COVERS

Made from an extremely strong but slippery plastic which both

Assists in cassette placement & in Infection Control.

Easier placement & removal of cassette/plate.

Reduces back, arm & neck strain for staff.

Minimises movement required by patient.

Protection of cassette from fluids & contamination.

Protection of staff AND patients.

Dispose of as clinical waste.

Rail available for wall / Mobile machine mounting

ORDER CODE	Description
SLIDA	Sliderers 0-100
SLIDB	Sliderers 150-1000
SLIDC	Sliderers 1050+ (state volume)
SLIDH	Sliderer Holder 2 countersunk holes for wall fixing or use double sided adhesive pads for mounting on a portable

## PAG - DR PLATE HOLDER


The Protect-A-Grid DR panel premium grid encasement allows for safe & effective examinations when using Direct Radiographic plates.

The PAG-DRP is a drop-on style that snaps on & off your existing DR panel quickly & effectively.

Please provide us with details of your equipment manufacturer & the size of the plate you require.

ORDER CODE	Description
PAG	Encasement without grid
PAG2430AA	PAG with grid, 24 x 30, 8:1/40 lines AL/AL
PAG3540AA	PAG with grid, 35 x 43, 8:1/40 lines AL/AL
PAG3540CA	PAG with grid, 35 x 43, 8:1/40 lines CF/AL
PAG3570AA	PAG with grid, 35 x 43, 8:1/70 lines AL/AL
PAG3570CA	PAG with grid, 35 x 43, 8:1/70 lines CF/AL
PAGDRX1-A	PAG designed for DRX1, 215/10:1
PAGDRX1-B	PAG designed for DRX1, 103/10:1





## SURGICAL DRAPE SUPPORTS

The Surgical Drape Support is a simple, lightweight, radiolucent device to keep surgical drapes off a patient's face during procedures such as central line placement in any department

The SDS reduces the feeling of claustrophobia & allows easy visual observation of the patient

The patient's head helps secure the device in place (base slides under mattress) & by simple rotation the support can be used for both right & left sided line placement

Easily cleaned

Designed & tested by Dr Stephen D'Souza & his team at Lancashire Teaching Hospital

ORDER CODE	Description
SDS1	PERSPEX SUPPORT DIMENSIONS.....
	LEAD COVER
	DIFFERENT DIMENSIONS

## SURGICAL PATIENT SUPPORTS

Slides under back section pad to protect arms and keep them from falling off table. The radiolucent Arm Shield provides a comfortable safe platform for surgical staff to lean on without harming patient or dislodging IV's. Soft flexible pad provides comfortable patient cushion reducing risk of pressure related injury.

ORDER CODE	Description
	include covers

